
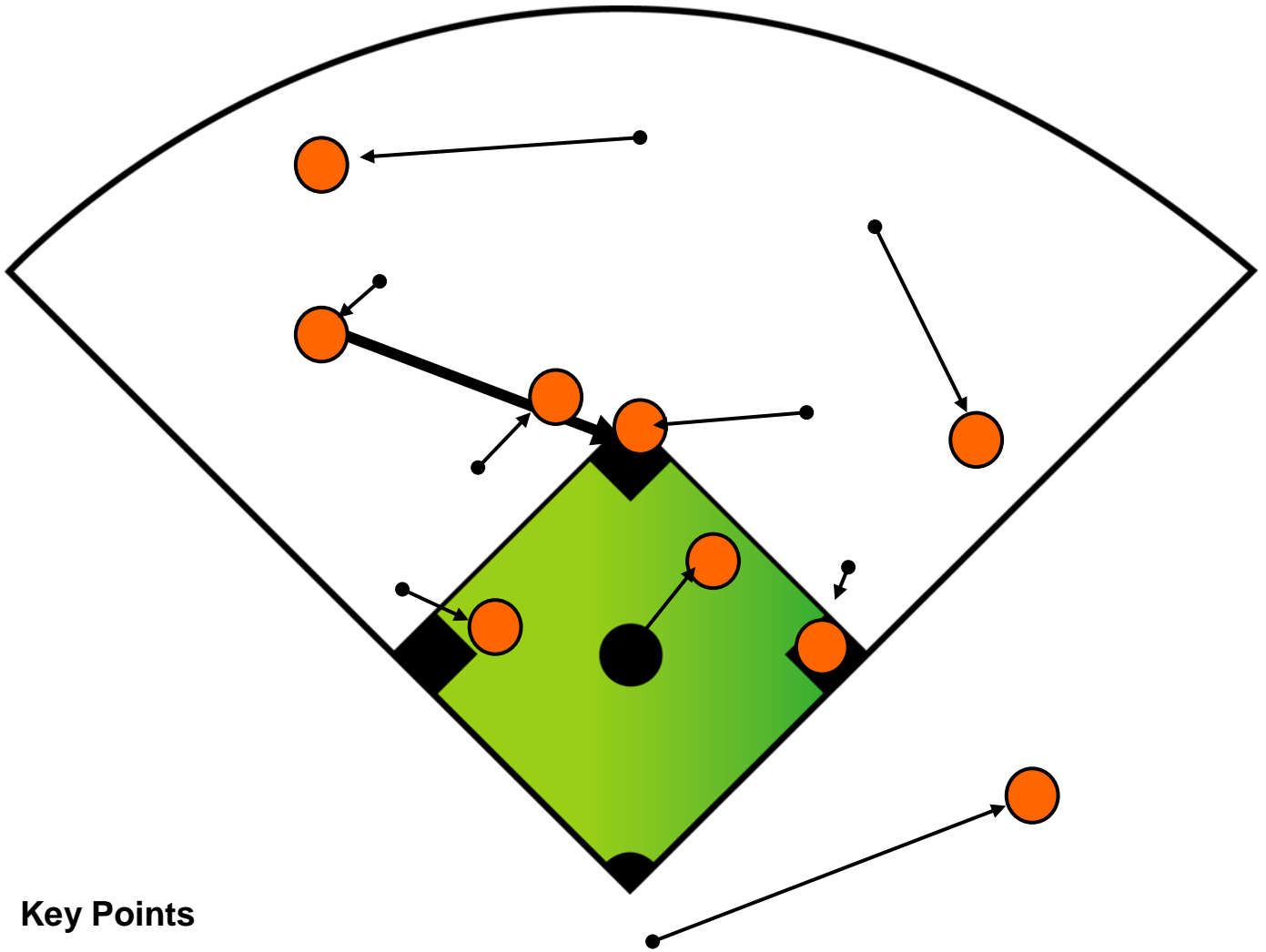


National Playbook



Cutoffs and Relays

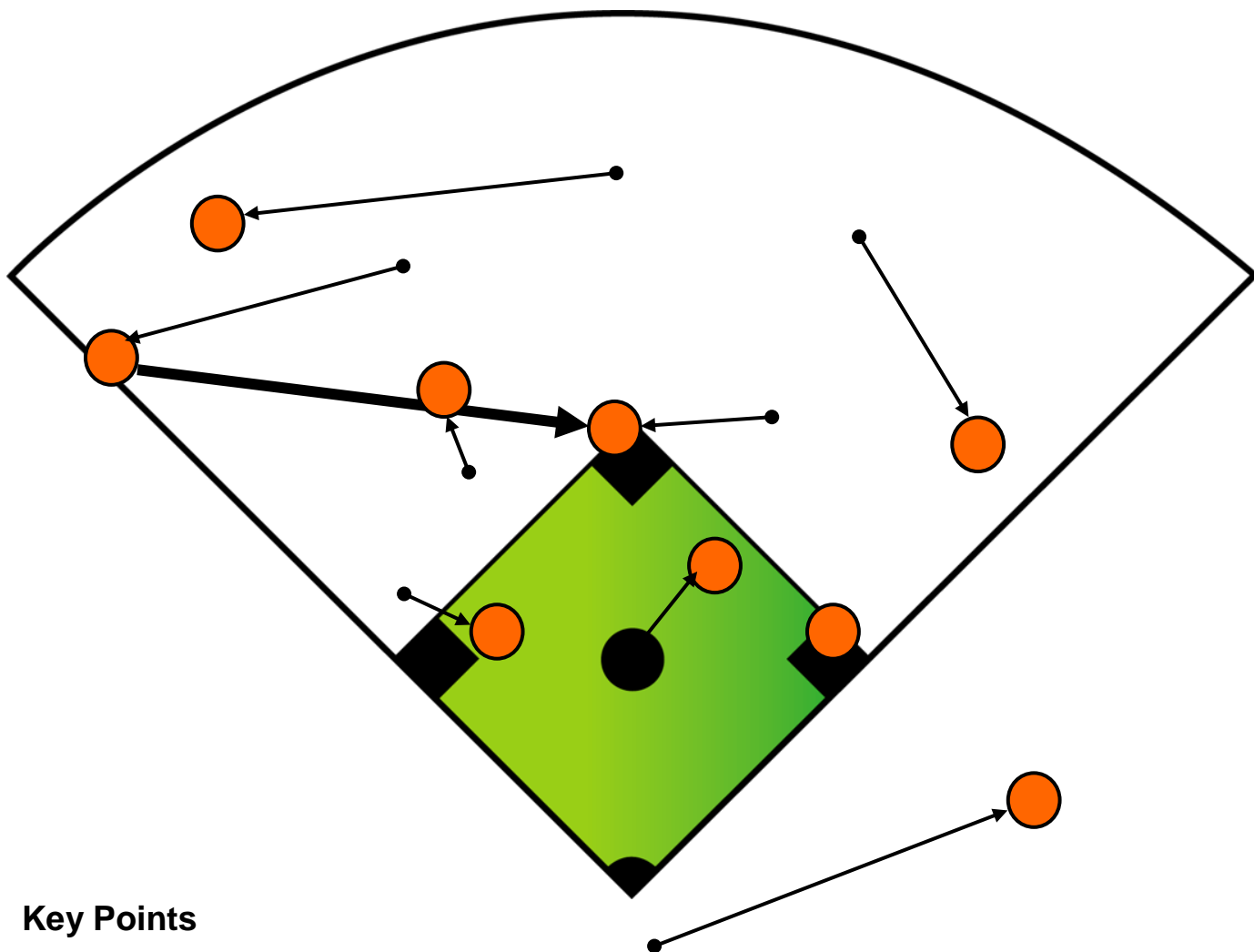
Situation: **Short single to left field. No one on base.**



Key Points

- Pitcher:** Move into a backup position behind second base. Do not get in runners way.
- Catcher:** Follow runner to first base. Be ready to cover first if 1Bman leaves the bag to back up an over throw
- First Baseman:** See runner touch first base. Cover first, and be ready to field an overthrow by left fielder
- Second Baseman:** Cover second base
- Third Baseman:** Remain in the area of third base. Be ready for possible deflection
- Shortstop:** Move into position to be the cutoff man to second base. Assume the runner will attempt to go to second
- Left Fielder:** Get to the ball quickly. Field it cleanly, read the way the play is evolving and either get the ball to the cutoff man or make a firm one-hop throw to second base
- Centre Fielder:** Back up left fielder
- Right Fielder:** Move into back up position behind second base. Give yourself enough room to field an overthrow

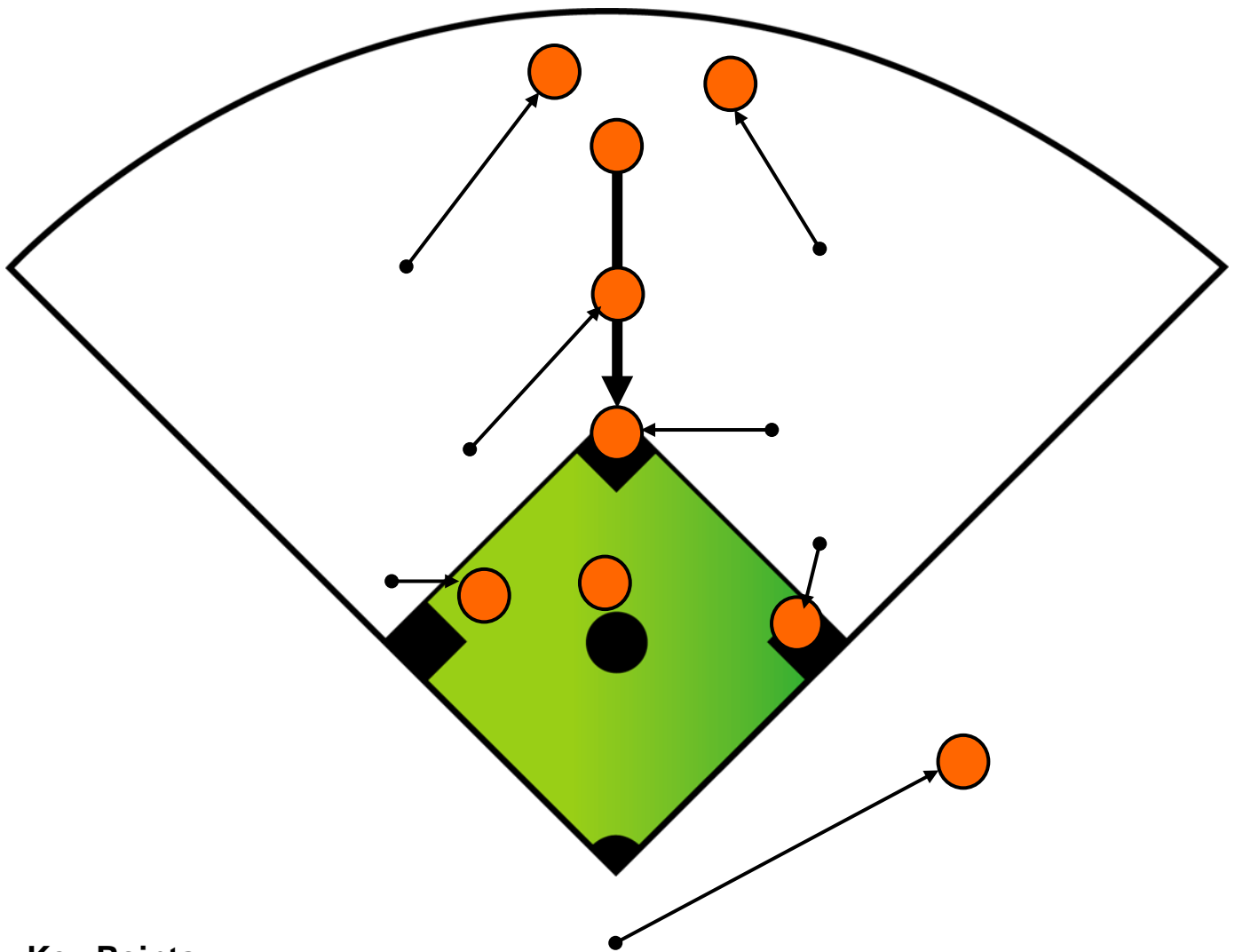
Situation: **Long single to left field. No one on base.**



Key Points

- Pitcher:** Move into a backup position behind second base. Do not get in runners way.
- Catcher:** Follow runner to first base. Be ready to cover first if 1Bman leaves the bag to back up an over throw
- First Baseman:** See runner touch first base. Cover first, and be ready to field an over throw by left fielder
- Second Baseman:** Cover second base
- Third Baseman:** Remain in the area of third base. Be ready for possible deflection
- Shortstop:** Move into position to be the cutoff man to second base. Assume the runner will attempt to go to second
- Left Fielder:** Get to the ball quickly. Field it cleanly and make a flat one-hop throw all the way to second base
- Centre Fielder:** Back up left fielder
- Right Fielder:** Move into back up position behind second base. Give yourself enough room to field an overthrow

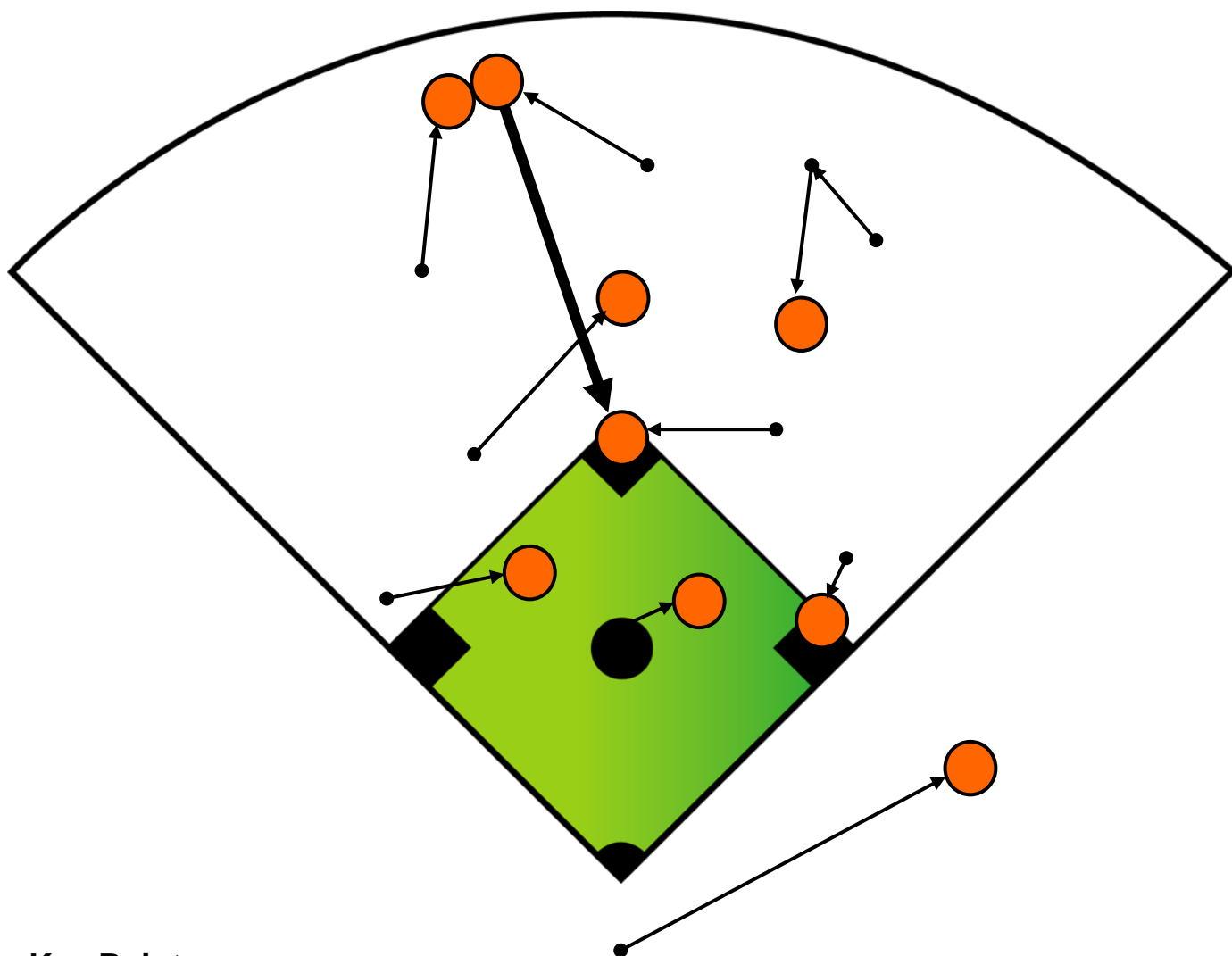
Situation: **Short single to centre field. No one on base.**



Key Points

| | |
|------------------------|--|
| Pitcher: | Move into back up position between the mound and second base |
| Catcher: | Follow runner to first base. Back up first baseman. Be ready for the middle infielders to throw behind the runner at first, and also to get back to home once runner is clearly safe at 2B |
| First Baseman: | See runner touch first base. Cover first |
| Second Baseman: | Cover second base |
| Third Baseman: | Remain in the area of third base. Be ready for possible deflection |
| Shortstop: | Move into position to be the cutoff man to second base. |
| Left Fielder: | Back up centre fielder |
| Centre Fielder: | Get to the ball quickly. Field it cleanly, read the way the play is evolving and either get the ball to the cutoff man or make a firm one-hop throw to second base |
| Right Fielder: | Back up centre fielder |

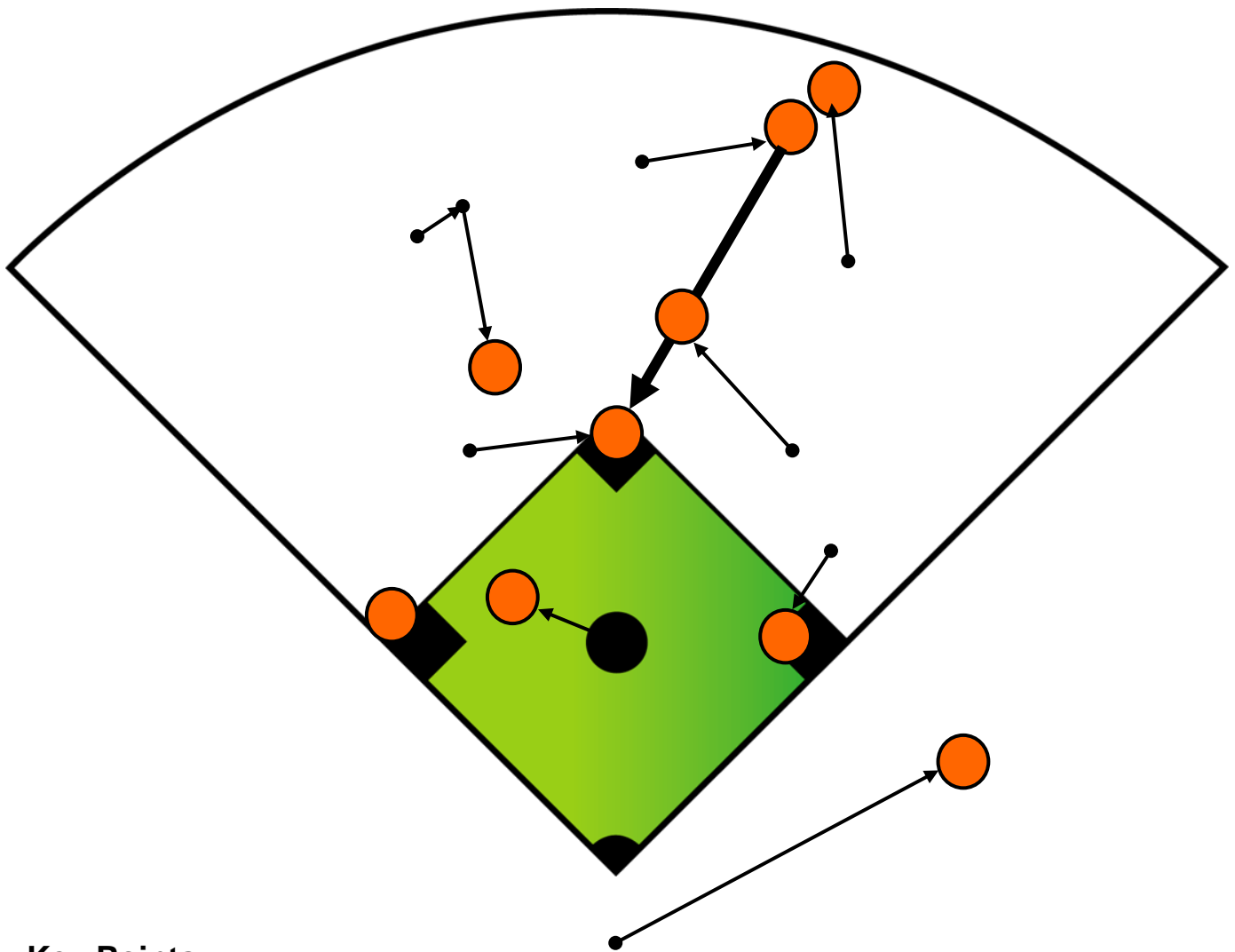
Situation: **Long single to left-centre field. No one on base.**



Key Points

| | |
|------------------------|--|
| Pitcher: | Move into back up position between the mound and second base |
| Catcher: | Follow runner to first base. Back up first baseman. Be ready for the middle infielders to throw behind the runner at first, and also to get back to home once runner is clearly safe at 2B |
| First Baseman: | See runner touch first base. Cover first |
| Second Baseman: | Cover second base |
| Third Baseman: | Remain in the area of third base. Be ready for possible deflection |
| Shortstop: | Move into position to be the cutoff man to second base. Assume the runner will attempt to go to second |
| Left Fielder: | Field the ball or back up centre fielder |
| Centre Fielder: | Get to the ball quickly. Field it cleanly and make a flat one-hop throw all the way to second base |
| Right Fielder: | Once you read that the ball is on the left-field side, back up in the vicinity of 2 nd base, for a possible deflection. |

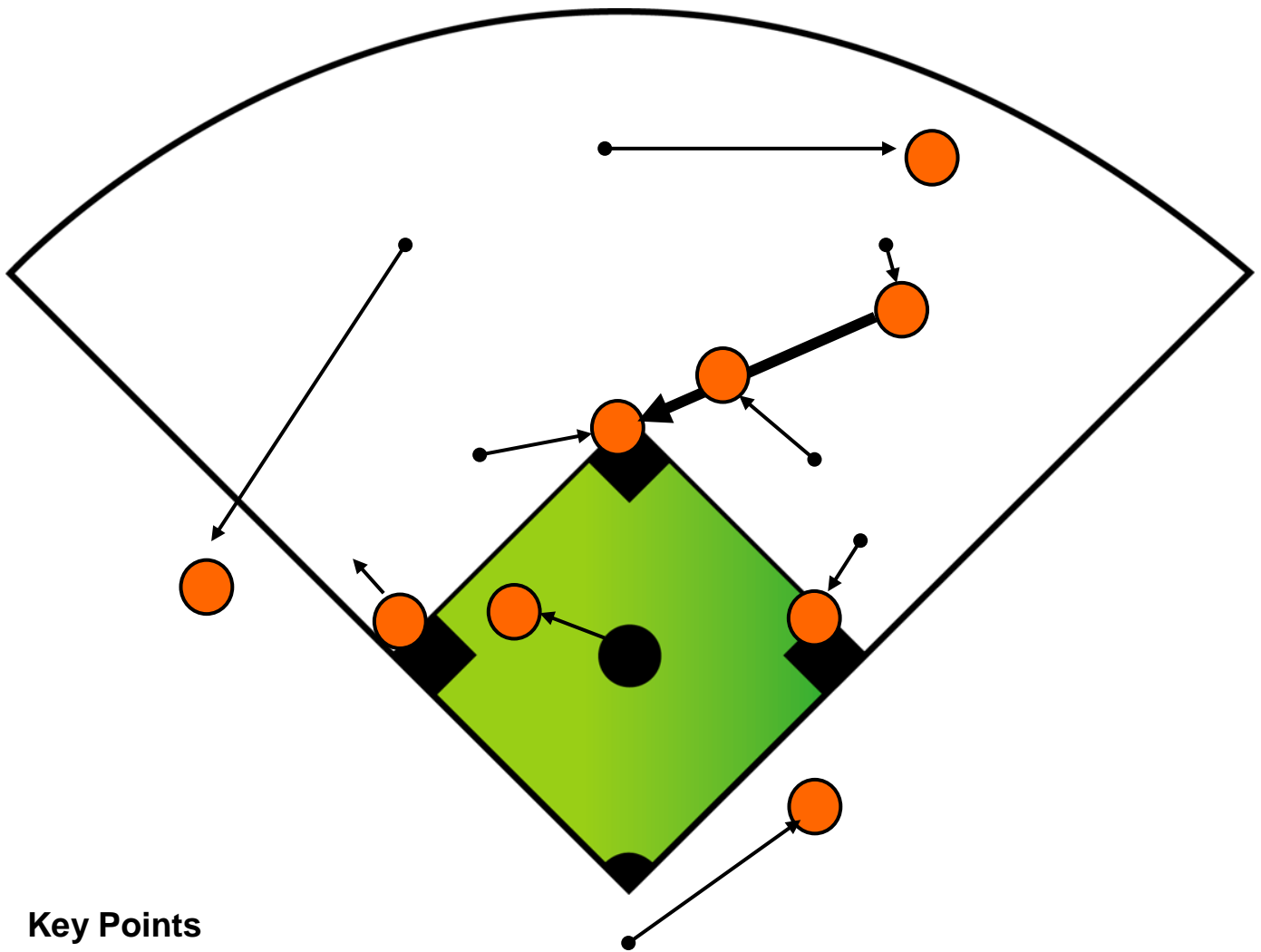
Situation: **Long single to right-centre field. No one on base.**



Key Points

- Pitcher:** Move into back up position between the mound and second base
- Catcher:** Follow runner to first base. Back up first baseman. Be ready for the middle infielders to throw behind the runner at first, and also to get back to home once runner is clearly safe at 2B
- First Baseman:** See runner touch first base. Cover first
- Second Baseman:** Move into position to be the cutoff man to second base. Assume the runner will attempt to go to second
- Third Baseman:** Remain in the area of third base. Be ready for possible deflection
- Shortstop:** Cover second base
- Left Fielder:** Once you read that the ball is on the right-field side, back up in the vicinity of 2nd base, for a possible deflection.
- Centre Fielder:** Get to the ball quickly. Field it cleanly and make a flat one-hop throw all the way to second base
- Right Fielder:** Field the ball or back up centre fielder

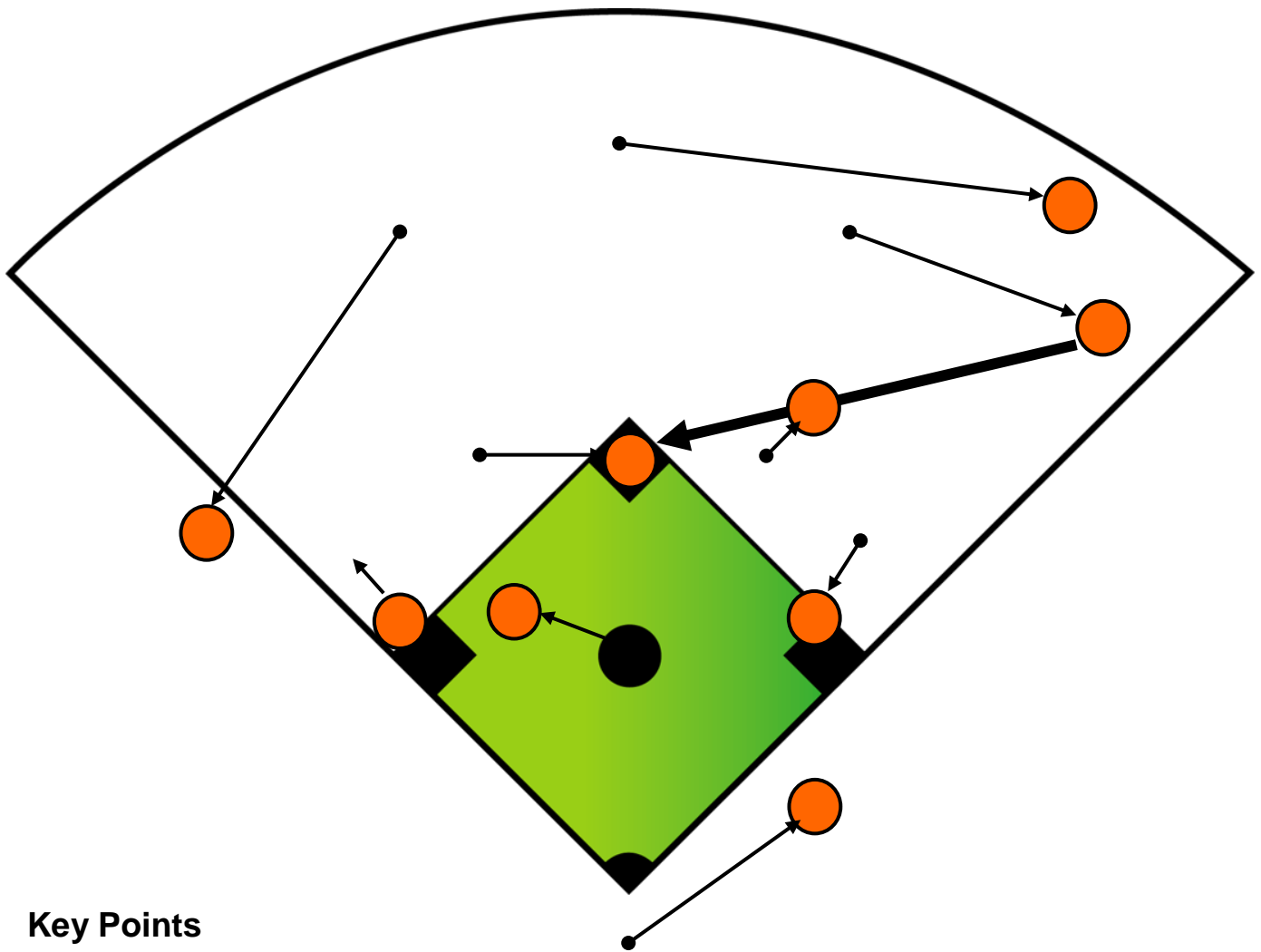
Situation: **Short single to right field. No one on base.**



Key Points

- Pitcher:** Move into a position on the to back up the throw from the right fielder; be aware of a possible deflection
- Catcher:** Follows runner toward first base. Give yourself room to back up the first baseman if the right fielder throws behind the runner at first.
- First Baseman:** See runner touch first base. Cover first
- Second Baseman:** Move into position to be the cutoff man to second base. Assume the runner will attempt to go to second
- Third Baseman:** Remain in the area of third base. Be ready for possible deflection / back up pitcher.
- Shortstop:** Cover second base
- Left Fielder:** Move into possible back up position toward third base in line with throw.
- Centre Fielder:** Back up right fielder
- Right Fielder:** Get to the ball quickly. Field it cleanly, read the way the play is evolving and either get the ball to the cutoff man or make a firm one-hop throw to second base

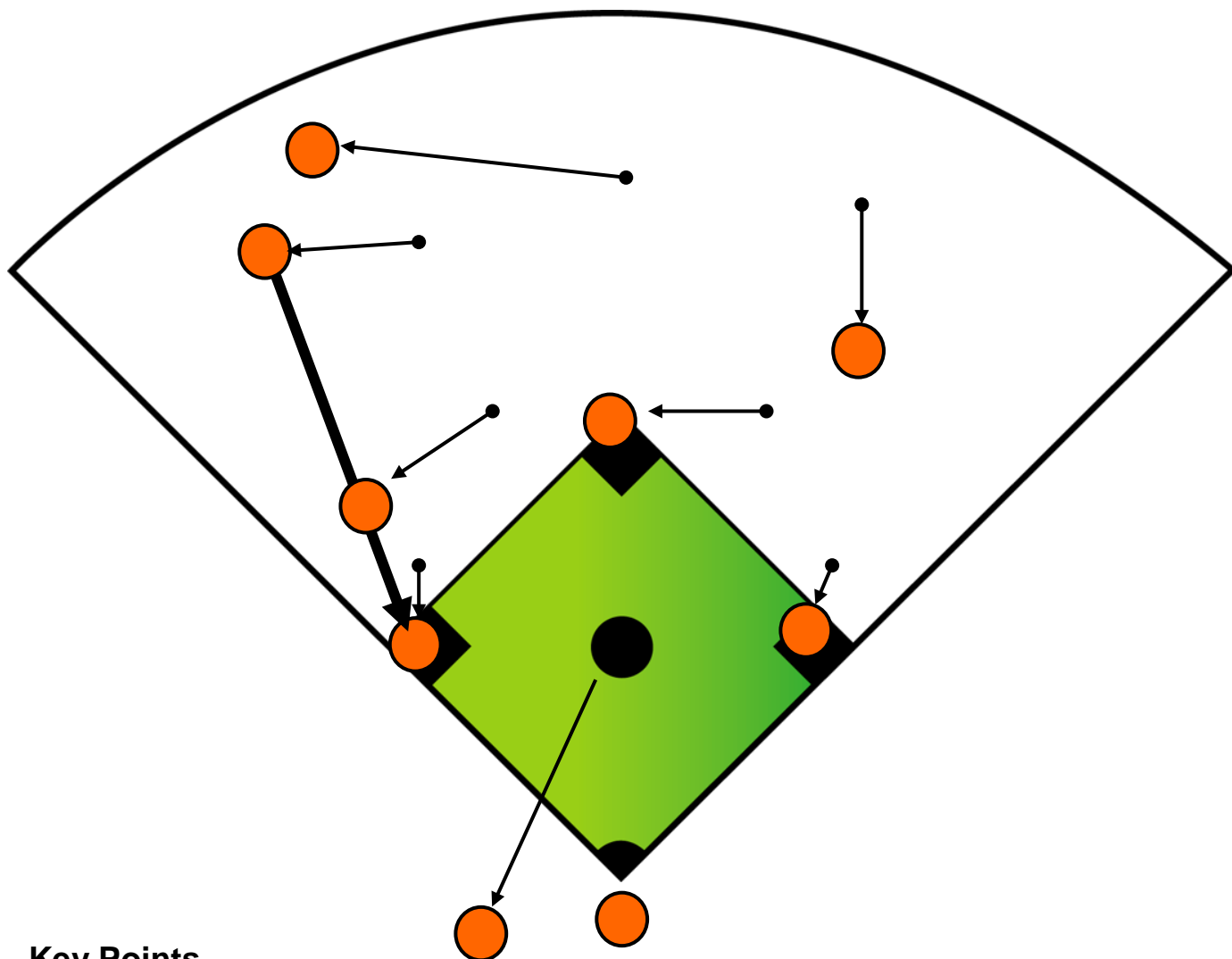
Situation: **Long single to right field. No one on base.**



Key Points

- Pitcher:** Move into a position on the to back up the throw from the right fielder; be aware of a possible deflection
- Catcher:** Follows runner toward first base. Give yourself room to back up the first baseman if the right fielder throws behind the runner at first.
- First Baseman:** See runner touch first base. Cover first
- Second Baseman:** Move into position to be the cutoff man to second base. Assume the runner will attempt to go to second
- Third Baseman:** Remain in the area of third base. Be ready for possible deflection / back up pitcher.
- Shortstop:** Cover second base
- Left Fielder:** Move into possible back up position toward third base in line with throw.
- Centre Fielder:** Back up right fielder
- Right Fielder:** Get to the ball quickly. Field it cleanly and make a flat one-hop throw all the way to second base

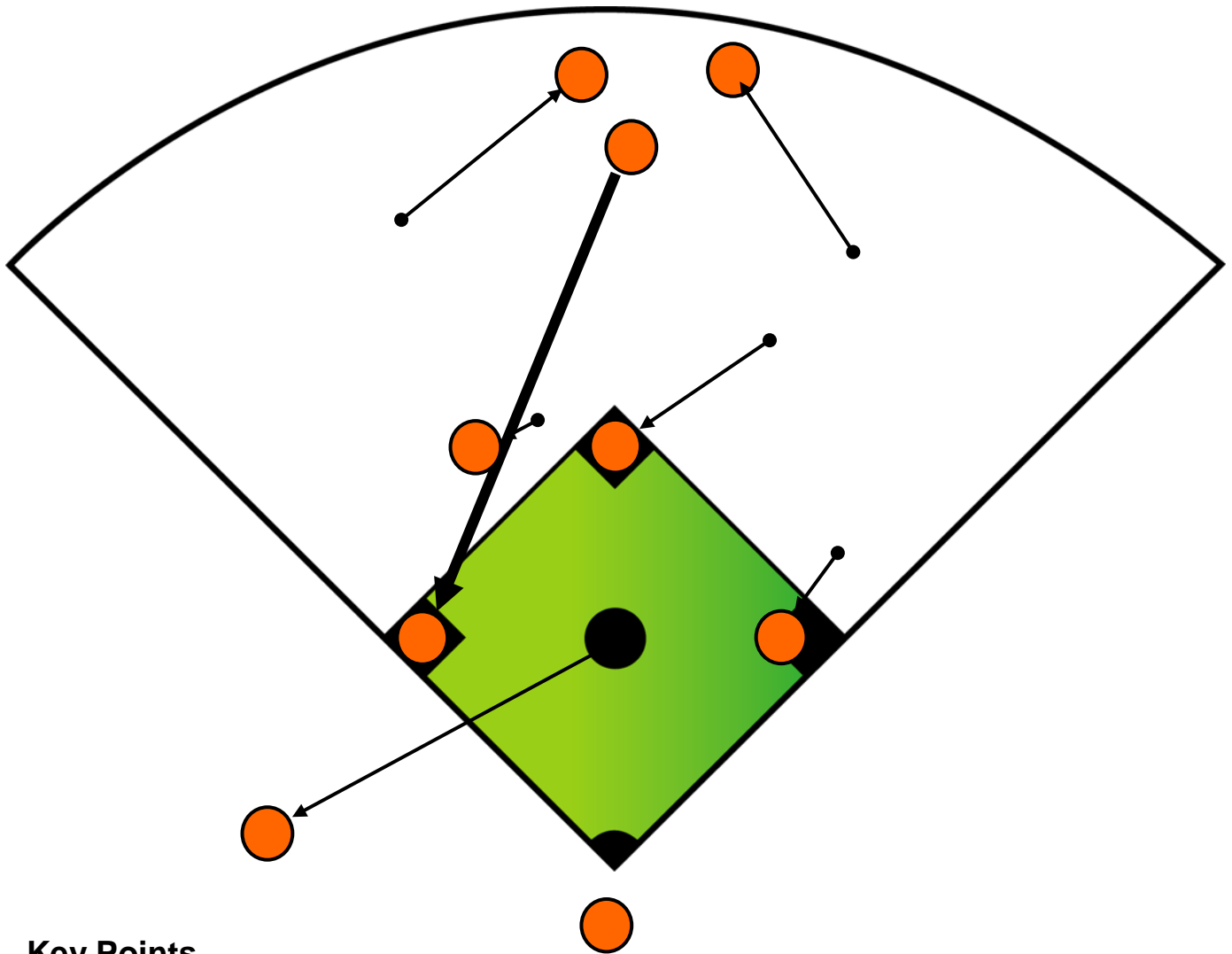
Situation: **Single to left field. Runner on first.**



Key Points

- Pitcher:** Move into a position to back up the throw from the left fielder to third base. Anticipate errant throw.
- Catcher:** Remain in the home plate area
- First Baseman:** See the runner touch first base. Cover first in case of wide turn by batter runner
- Second Baseman:** Cover second base. Be prepared for a throw behind the runner at second base from the left fielder or infielder.
- Third Baseman:** Covers third base
- Shortstop:** Move into a position to be the cutoff man to third base. Assume the 1B runner will attempt to go to third.
- Left Fielder:** Get to the ball quickly. Field it cleanly and make a flat one-hop throw all the way to 3rd base
- Centre Fielder:** Back up left fielder
- Right Fielder:** Move into possible back up position toward second base.

Situation: **Single to centre field. Runner on first.**



Key Points

Pitcher:

Move into a position to back up the throw from the centre fielder to third base. Anticipate errant throw

Catcher:

Remain in the home plate area

First Baseman:

See the runner touch first base. Cover first in case of wide turn by batter runner

Second Baseman:

Cover second base. Be prepared for a throw behind the runner at second base from the centre fielder or infielder.

Third Baseman:

Covers third base

Shortstop:

Move into a position to be the cutoff man to third base. Assume the 1B runner will attempt to go to third.

Left Fielder:

Back up centre fielder and read the play

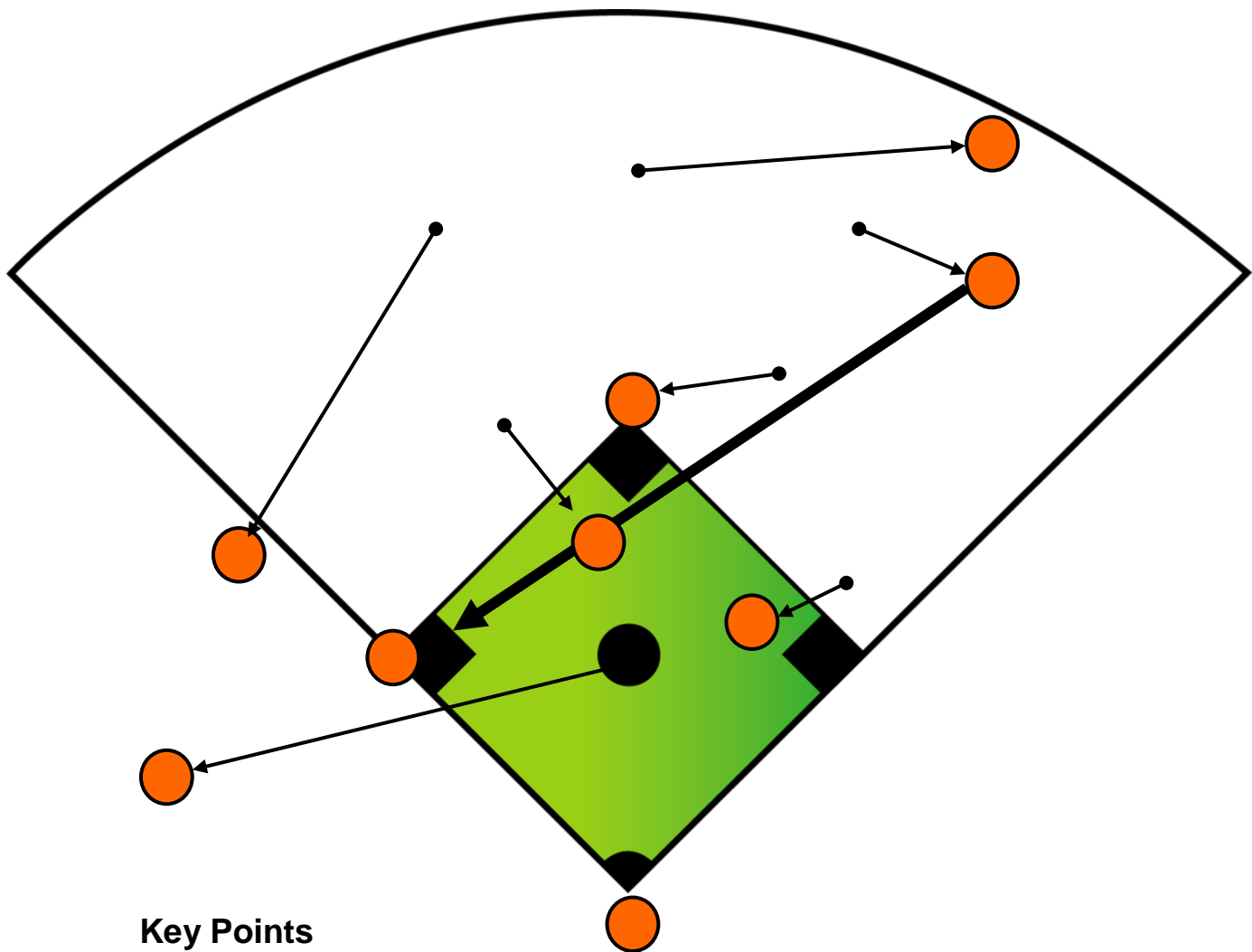
Centre Fielder:

Get to the ball quickly. Field it cleanly and make a flat one-hop throw all the way to third base.

Right Fielder:

Back up centre fielder and read the play

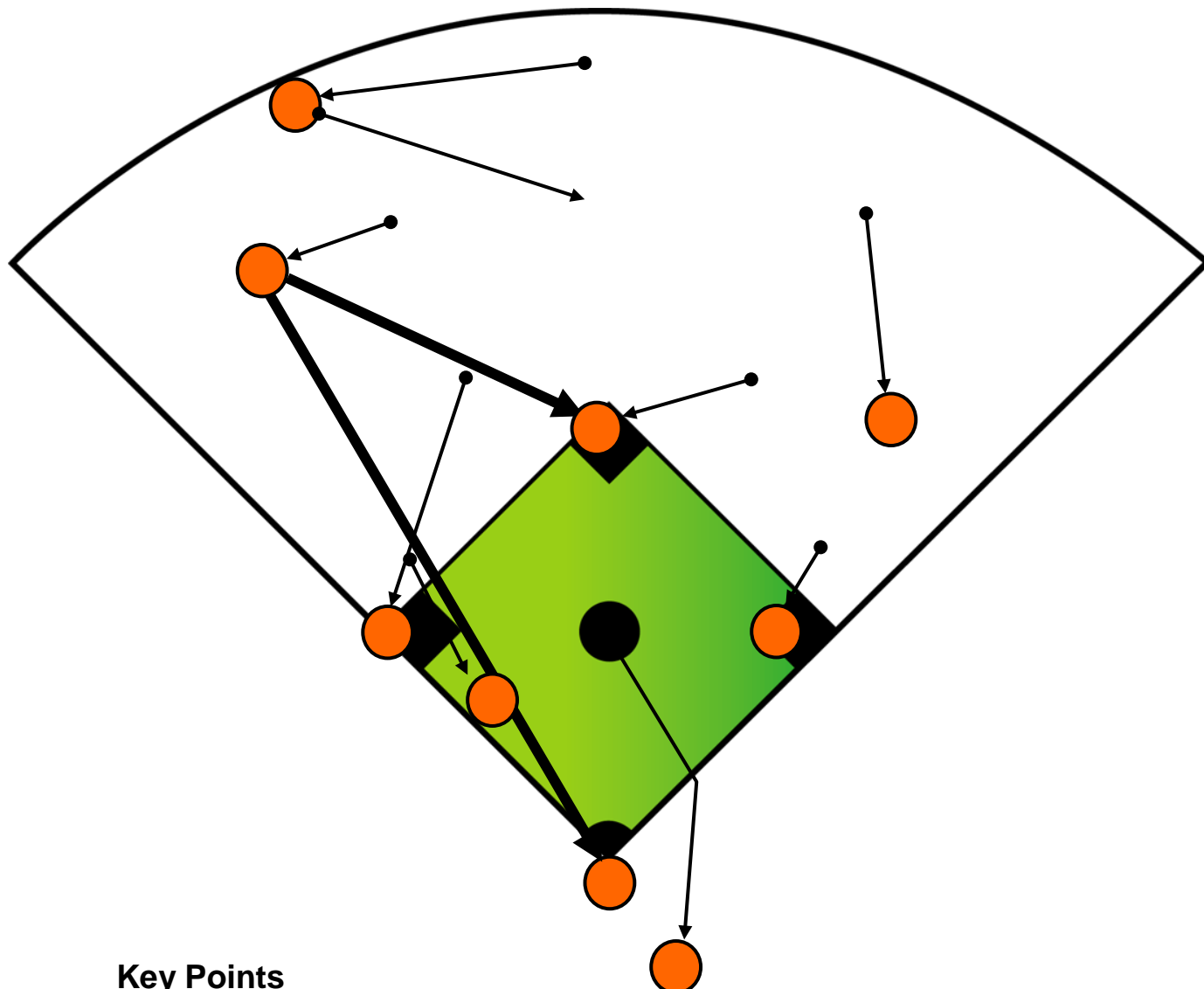
Situation: **Single to right field. Runner on first.**



Key Points

- Pitcher:** Move into a position to back up the throw from the right fielder to third base. Anticipate errant throw
- Catcher:** Remain in the home plate area
- First Baseman:** See the runner touch first base. Cover first in case of wide turn by batter runner
- Second Baseman:** Cover second base
- Third Baseman:** Covers third base
- Shortstop:** Move into a position to be the cutoff man to third base. Assume the 1B runner will attempt to go to third
- Left Fielder:** Move into possible back up position behind third base.
- Centre Fielder:** Back up the right fielder
- Right Fielder:** Get to the ball quickly. Field it cleanly and make a flat one-hop throw all the way to third base.

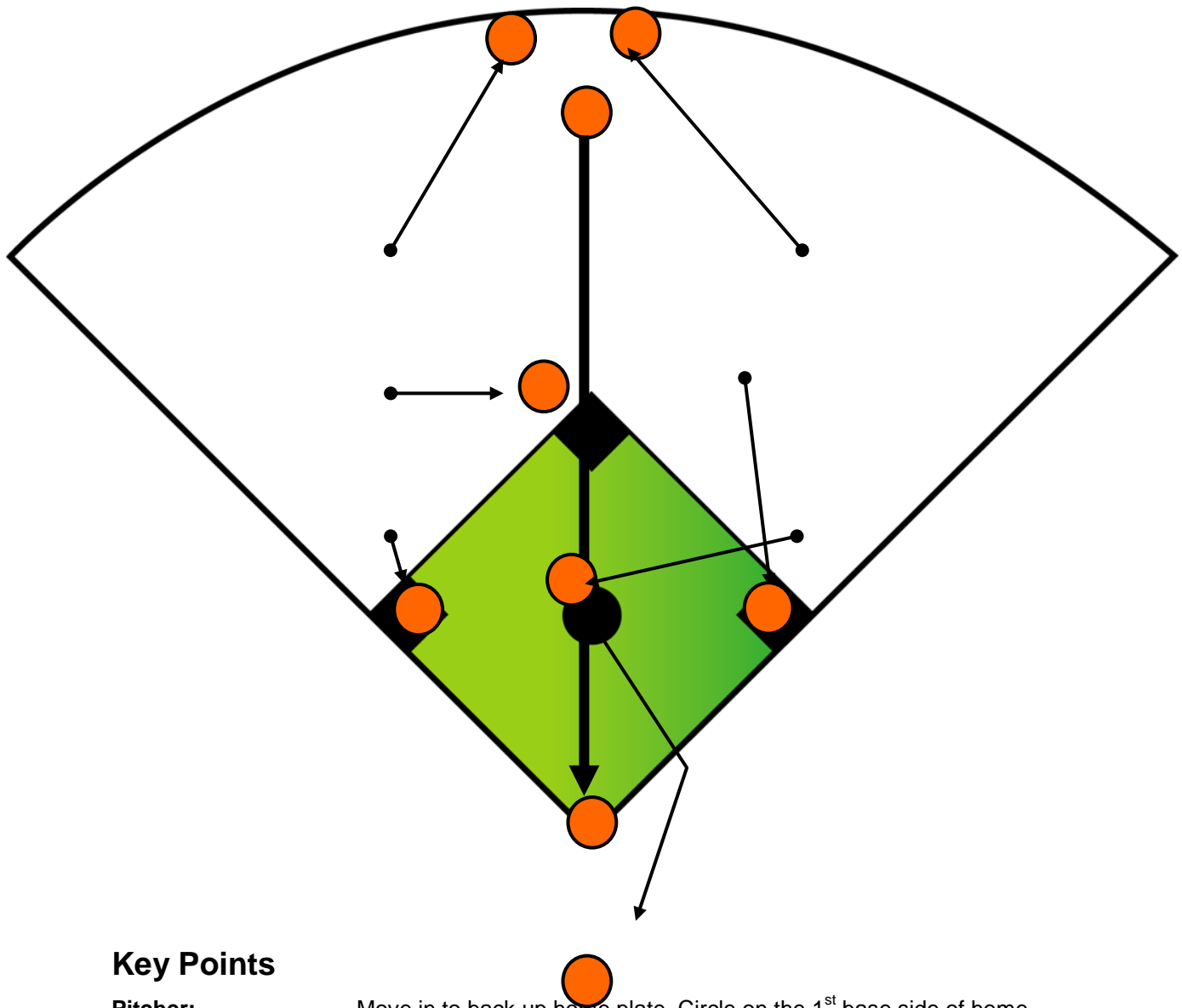
Situation: **Single to left field. Runner on second.**



Key Points

- Pitcher:** Move in to back up home plate through the first base side of home plate.
- Catcher:** Cover home plate
- First Baseman:** See the runner touch first base. Cover first in case of wide turn by batter runner
- Second Baseman:** Cover second base. Be alert for a throw from the cutoff man or catcher.
- Third Baseman:** Move into a position to be the cutoff. See the runner touch third base.
- Shortstop:** Cover third base. Be alert for a throw from the cutoff man or catcher.
- Left Fielder:** Get to the ball quickly. Field it cleanly and make a flat one-hop throw all the way to home. If there is no play on the lead runner, throw the ball to second base to keep the double play in order and the batter/runner out of scoring position.
- Centre Fielder:** Back up the leftfielder; once the throw is made, move to back up possible throw to 2nd base by catcher or cutoff man
- Right Fielder:** Move into a possible back up position behind second base. Read the play and be ready to back up second or first. The catcher or cutoff man may make an attempt to throw the ball to second or first base.

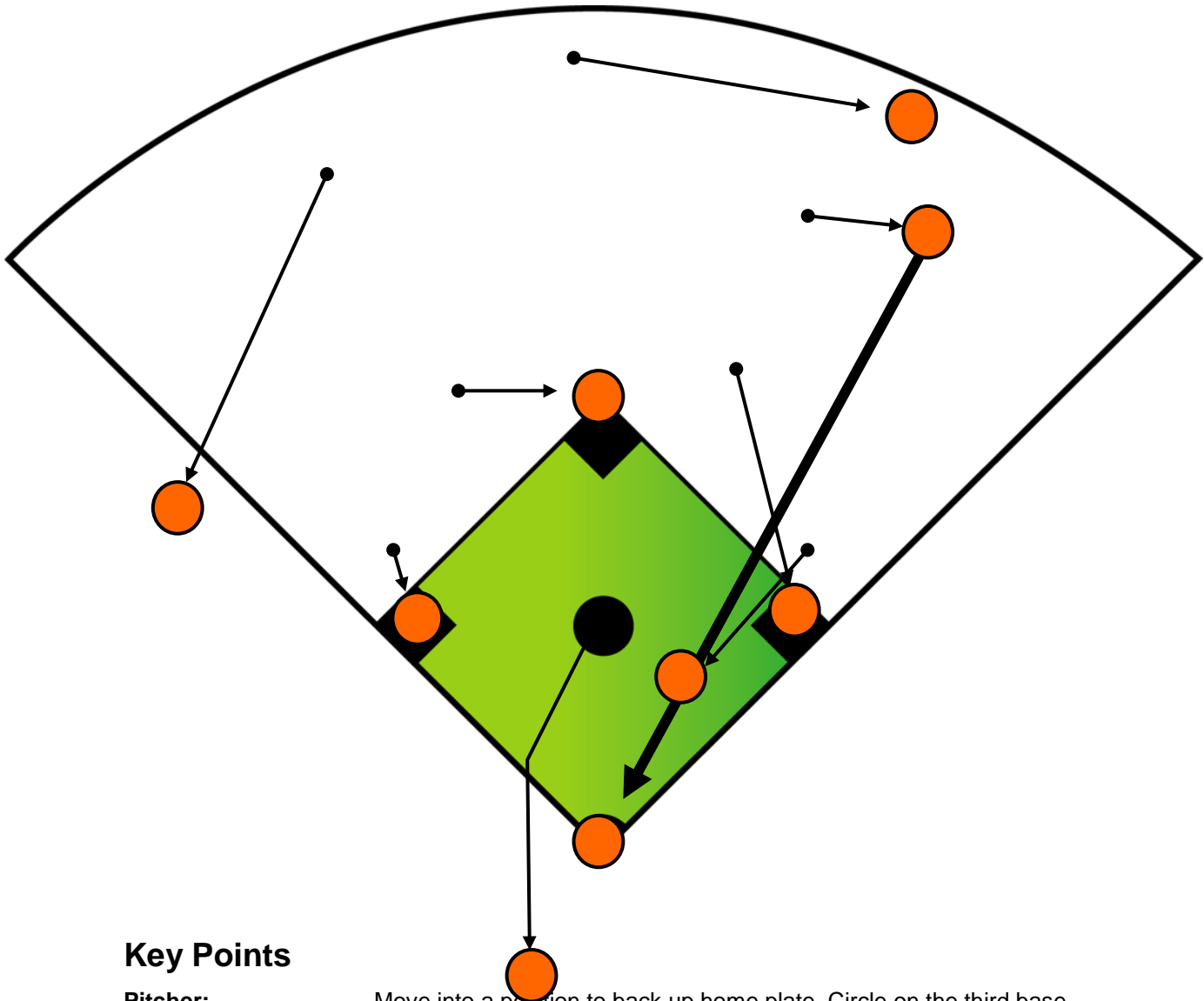
Situation: **Single to centrefield. Runner on second.**



Key Points

- Pitcher:** Move in to back up home plate. Circle on the 1st base side of home.
- Catcher:** Cover home plate
- First Baseman:** Move into a position to be cut-off man to home plate
- Second Baseman:** Cover first base. Be alert for a throw from the cutoff man or catcher.
- Third Baseman:** See the runner touch third base. Cover third. Be prepared for a throw from cut-off or catcher
- Shortstop:** Cover second base. Be alert for a throw from the cutoff or catcher.
- Left Fielder:** Back up centre fielder. Communicate with CF where to throw
- Centre Fielder:** Get to the ball quickly. Field it cleanly and make a flat one-hop throw all the way to home. If there is no play on the lead runner, throw the ball to second base to keep the double play in order and the batter/runner out of scoring position.
- Right Fielder:** Back up centre fielder. Communicate with CF where to throw

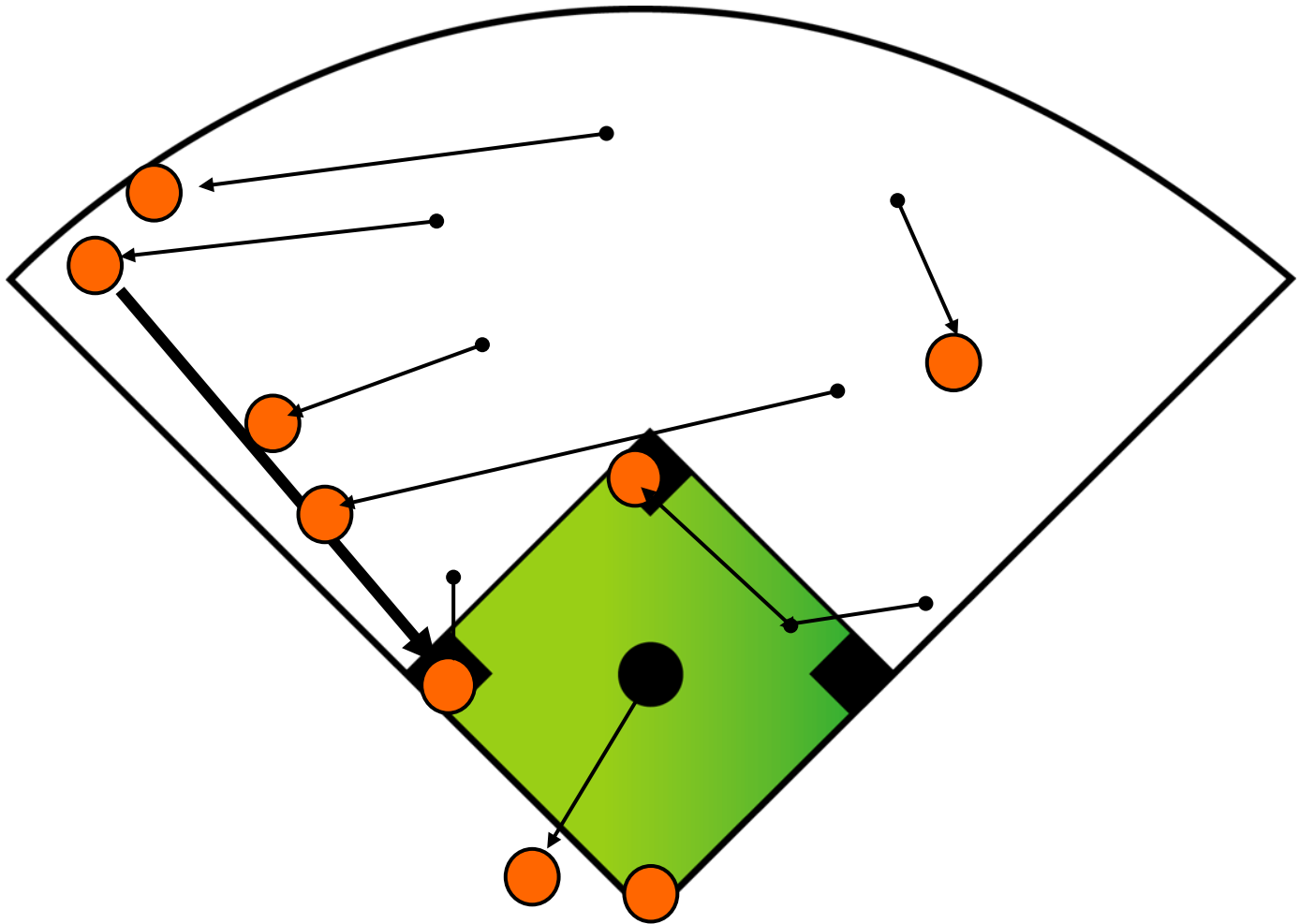
Situation: **Single to rightfield. Runner on second.**



Key Points

- Pitcher:** Move into a position to back up home plate. Circle on the third base side of home plate.
- Catcher:** Cover home plate
- First Baseman:** Move into a position to be cut-off man to home plate
- Second Baseman:** Cover first base. See runner touch first base. Be alert for a throw from the cutoff man or catcher.
- Third Baseman:** See the runner touch third base. Cover third. Be prepared for a throw.
- Shortstop:** Cover second base. Be alert for a throw from the cutoff or catcher.
- Left Fielder:** Move into a possible back up position behind third base
- Centre Fielder:** Back up right fielder
- Right Fielder:** Get to the ball quickly. Field it cleanly and make a flat one-hop throw all the way to home. If there is no play on the lead runner, throw the ball to second base to keep the double play in order and the batter/runner out of scoring position.

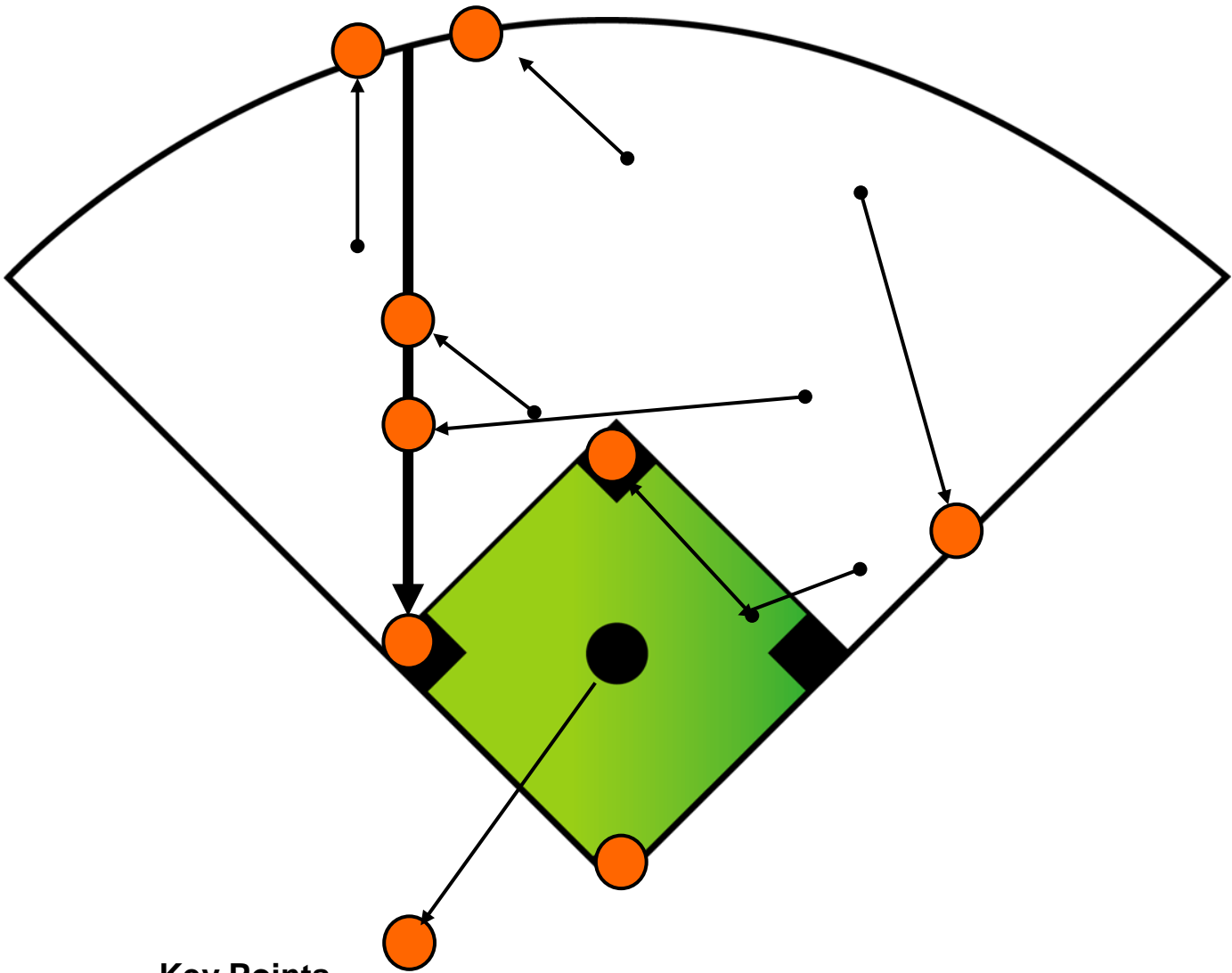
Situation: **Sure double down left field line. 1st base open.**



Key Points

| | |
|------------------------|--|
| Pitcher: | Back up third base |
| Catcher: | Cover home plate |
| First Baseman: | If possible break to inside of base, see runner touch first base. Trail runner to second base. |
| Second Baseman: | Hang at second base until ball clears outfielders, if sure double, trail 5-10m behind 2Bman. Be ready to relay ball to 3B if SS leaves ball to you |
| Third Baseman: | Cover third base |
| Shortstop: | Move into relay position in line with third base. Judge throw and decide whether to relay yourself or leave to the trailing 2Bman |
| Left Fielder: | Get to ball quickly. Field it cleanly and give the shortstop a hard accurate chest high throw that the relay man can handle |
| Centre Fielder: | Back up left fielder. Communicate with LF where he should throw the ball |
| Right Fielder: | Move into possible back up position behind second base. |

Situation: **Sure Double in Left Centre Field. 1st Base Open.**



Key Points

Pitcher: Back up third base

Catcher: Cover home plate

First Baseman: If possible break to inside of base, see runner touch first base. Trail runner to second base.

Second Baseman: Hang at second base until ball clears outfielders, if sure double, trail 5-10m behind 2Bman. Be ready to relay ball to 3B if SS leaves ball to you

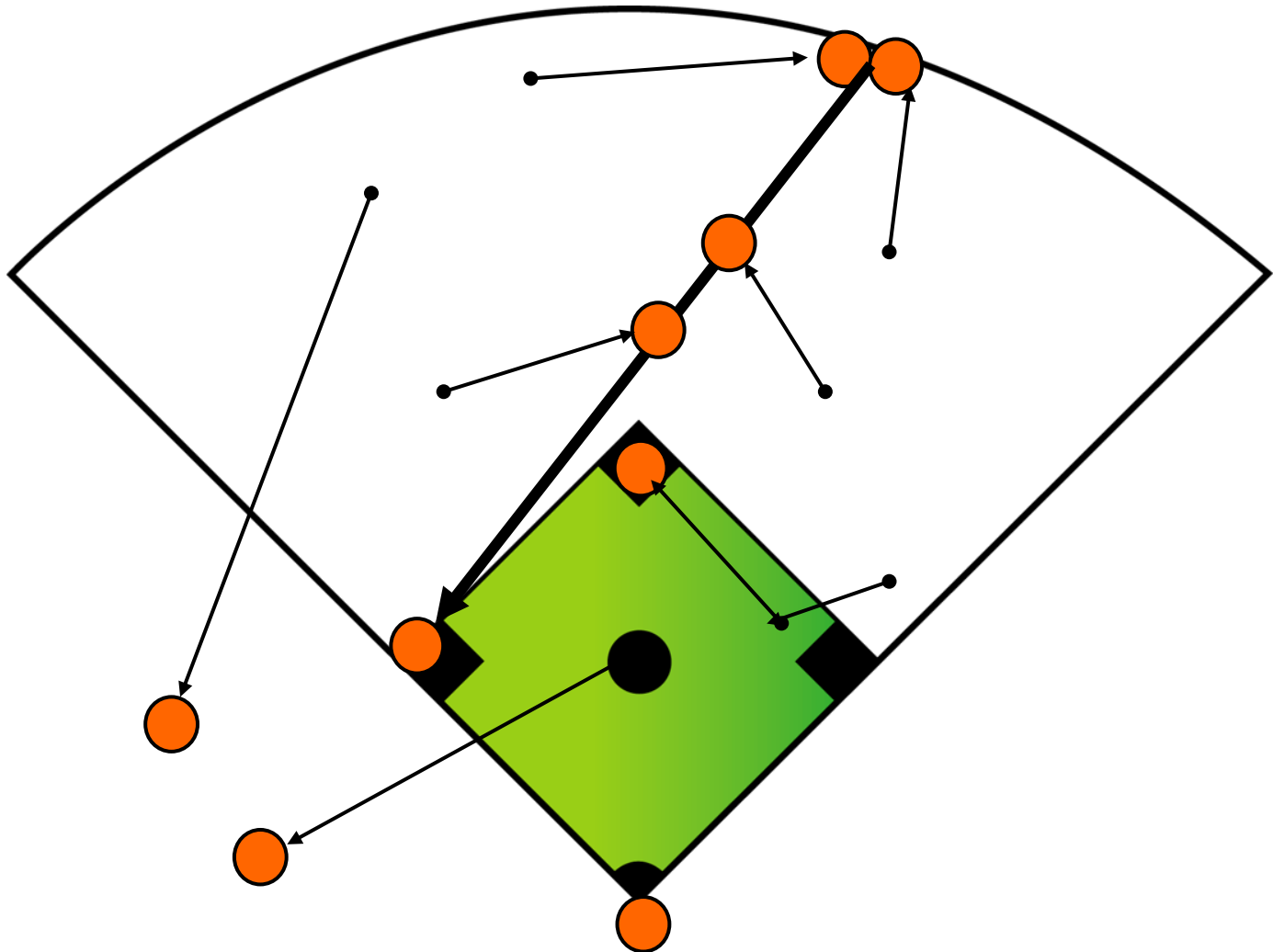
Third Baseman: Cover third base

Shortstop: Move into relay position in line with third base. Judge throw and decide whether to relay yourself or leave to the trailing 2Bman

LF/CF: The LF and CF must communicate with each other during the play. The first outfielder to the ball makes the play. The other will back up. Get to the ball quickly. Field it cleanly and give the relay man a firm accurate chest high throw

Right Fielder: Move into possible back up position toward first base.

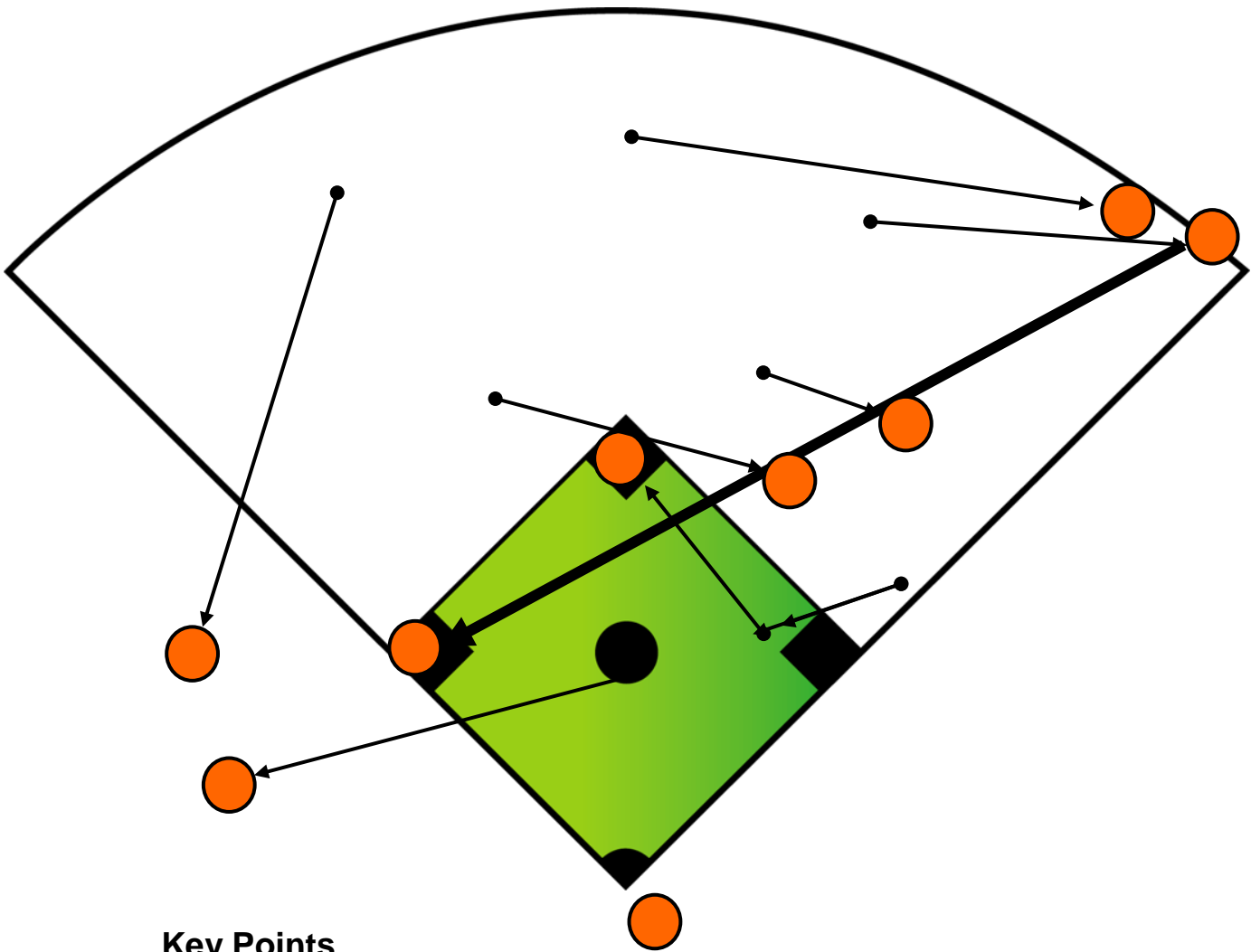
Situation: **Sure Double in Right Centre Field. 1st base open.**



Key Points

| | |
|------------------------|---|
| Pitcher: | Back up third base |
| Catcher: | Cover home plate |
| First Baseman: | If possible break to inside of base, see runner touch first base. Trail runner to second base. |
| Second Baseman: | Move into relay position in line with third base. Judge throw and decide whether to relay yourself or leave to the trailing SS. |
| Third Baseman: | Cover third base |
| Shortstop: | Hang at second base until ball clears outfielders, if sure double, trail 5-10m behind 2Bman. Be ready to relay ball to 3B if 2Bman leaves ball to you |
| Left Fielder: | Move into possible back up position toward third base. |
| CF/RF: | The CF and RF must communicate with each other during the play. The first outfielder to the ball makes the play. The other will back up. Get to the ball quickly. Field it cleanly and give the relay man a firm accurate chest high throw. |

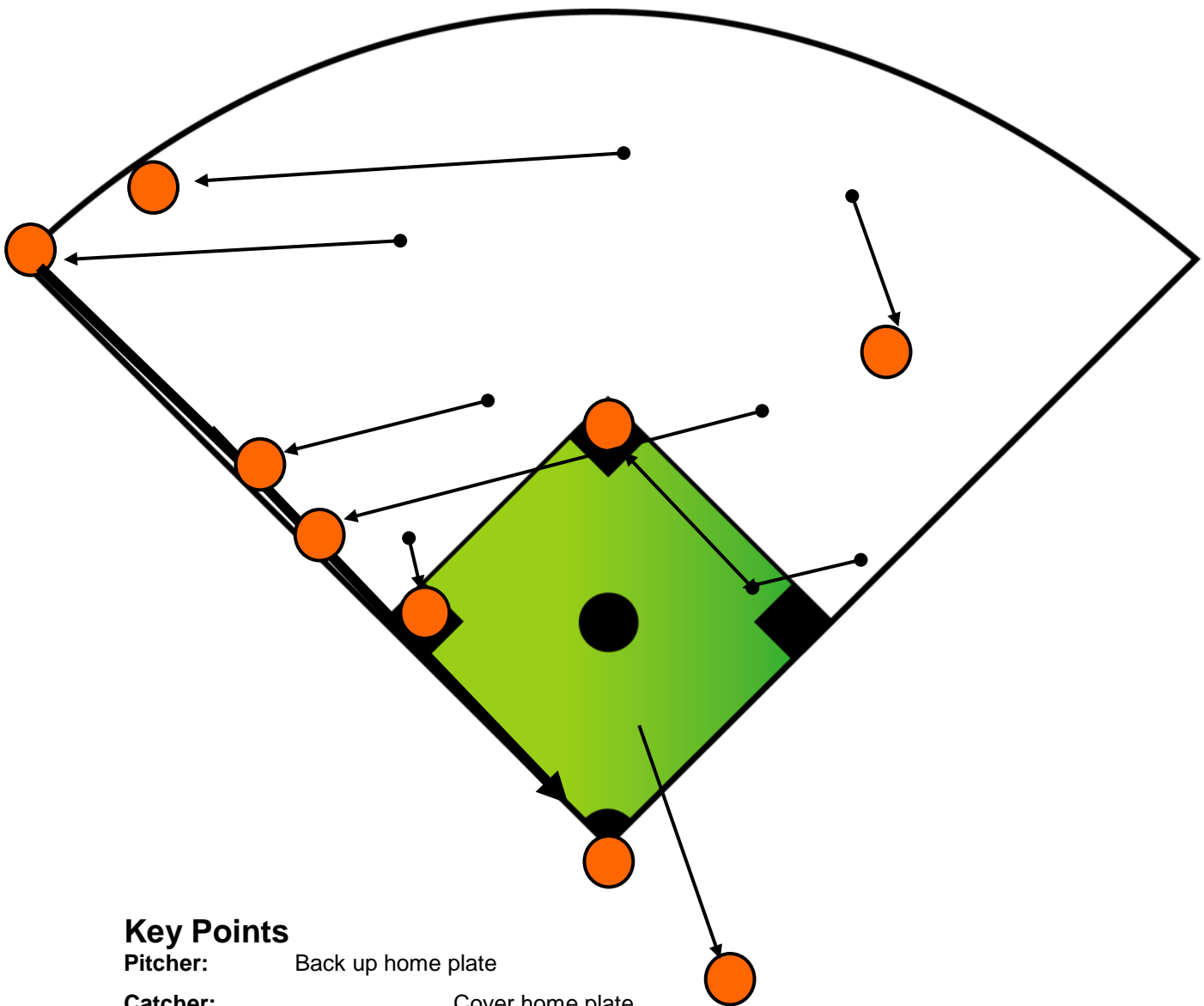
Situation: **Sure Double down Right Field Line. 1st base open.**



Key Points

- | | |
|------------------------|---|
| Pitcher: | Back up third base |
| Catcher: | Cover home plate |
| First Baseman: | If possible break to inside of base, see runner touch first base. Trail runner to second base. |
| Second Baseman: | Move into relay position in line with third base. Judge throw and decide whether to relay yourself or leave to the trailing SS. |
| Third Baseman: | Cover third base |
| Shortstop: | Hang at second base until ball clears outfielders, if sure double, trail 5-10m behind 2Bman. Be ready to relay ball to 3B if 2Bman leaves ball to you |
| Left Fielder: | Move into possible back up position toward third base. |
| Centre Fielder: | Back up right fielder. |
| Right Fielder: | Get to ball quickly. Field it cleanly and give relay man a firm accurate chest high throw |

Situation: **Sure Double down Left Field Line. Runner on 1st base.**



Key Points

Pitcher: Back up home plate

Catcher: Cover home plate

First Baseman: See runner touch first base. Trail runner to second base.

Second Baseman: Hang at second base until ball clears outfielders, if sure double, trail SS, observing runners' progress and as outfielder throws ball, tell SS where to throw

Third Baseman: Cover third base

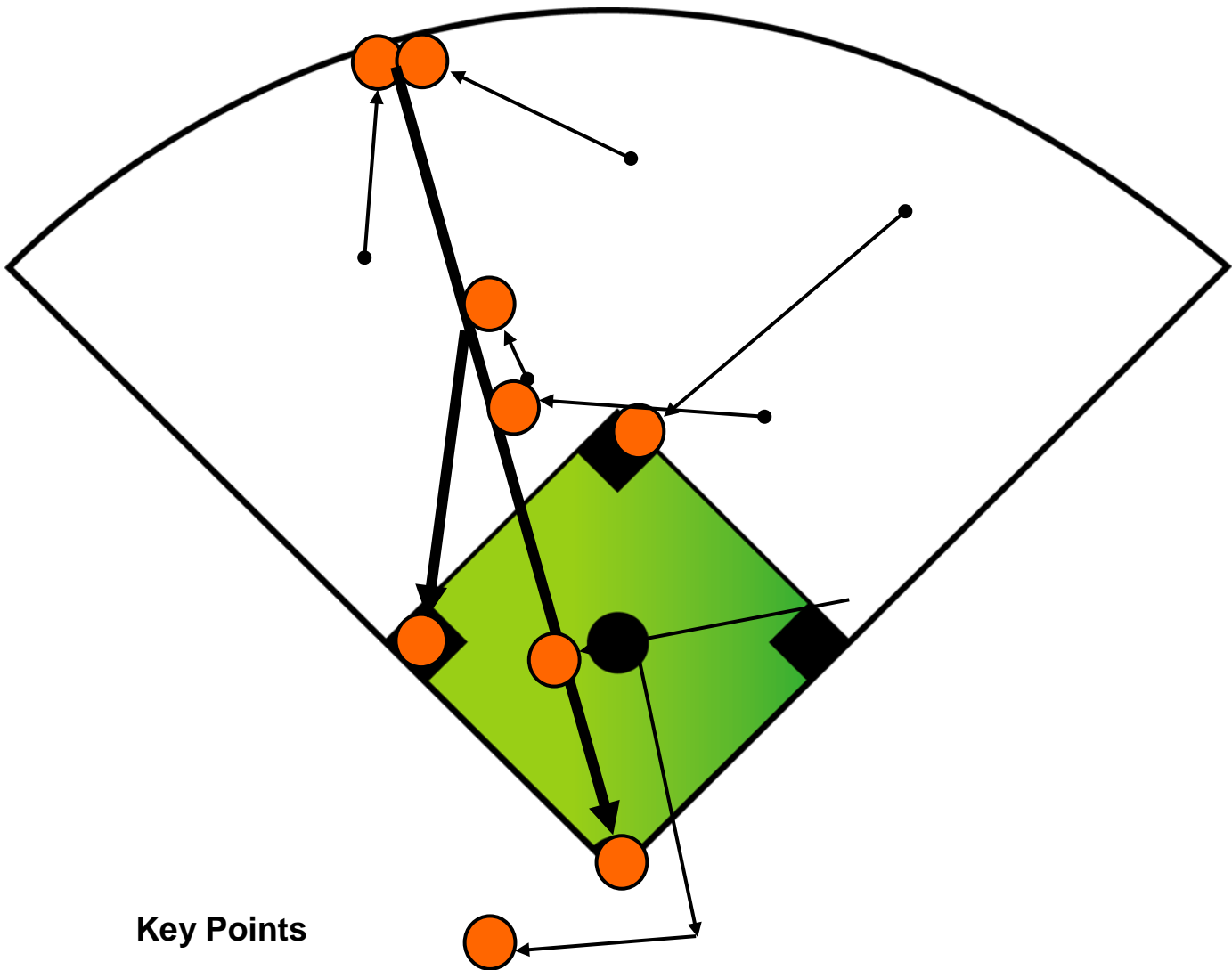
Shortstop: Move into a relay position to home plate in LF. Stay in fair territory and listen for call from 2B

Left Fielder: Get to ball quickly. Field it cleanly and give the relay man a firm accurate chest high throw, keeping the ball in fair territory so a subsequent throw can avoid the runner heading home.

Centre Fielder: Back up left fielder.

Right Fielder: Back up second base.

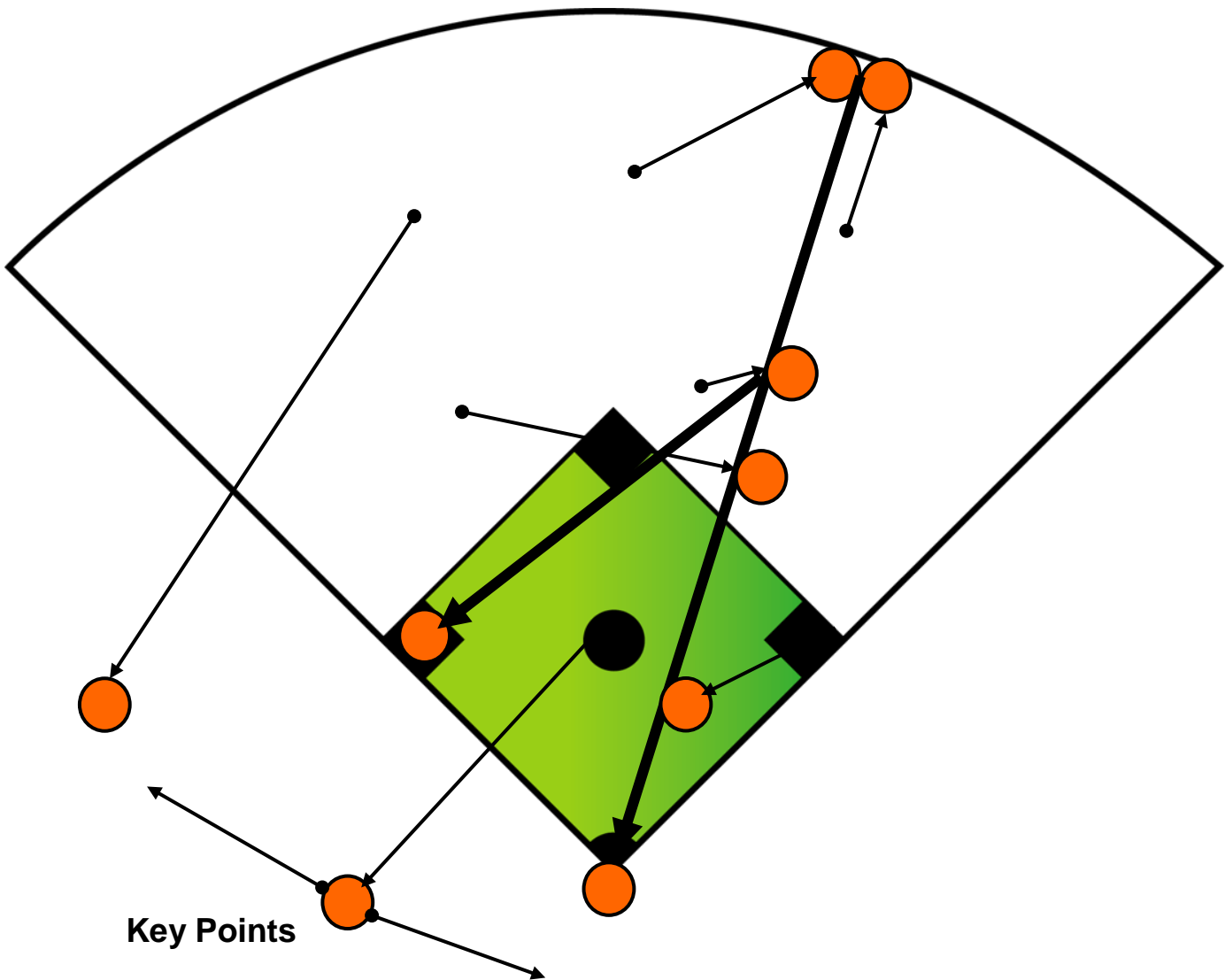
Situation: **Sure Double Left Centre Field. Runner on 1st base.**



Key Points

- Pitcher:** Move into back up position behind home plate. Circle on first base side of home plate. Be prepared to back up third base if the play changes direction
- Catcher:** Cover home plate
- First Baseman:** See runner touch first base. Move into cutoff position to home plate.
- Second Baseman:** Hang at second base until ball clears outfielders, if sure double, trail SS, observe runners' progress and as outfielder throws ball, tell SS where to throw
- Third Baseman:** Cover third base
- Shortstop:** Move into a relay position to home plate and listen for call from 2B
- LF/CF:** The LF and CF must communicate with each other during the play. The first outfielder to the ball makes the play. The other will back up. Get to the ball quickly. Field it cleanly and give the relay man a firm accurate chest high throw
- Right Fielder:** Cover second base.

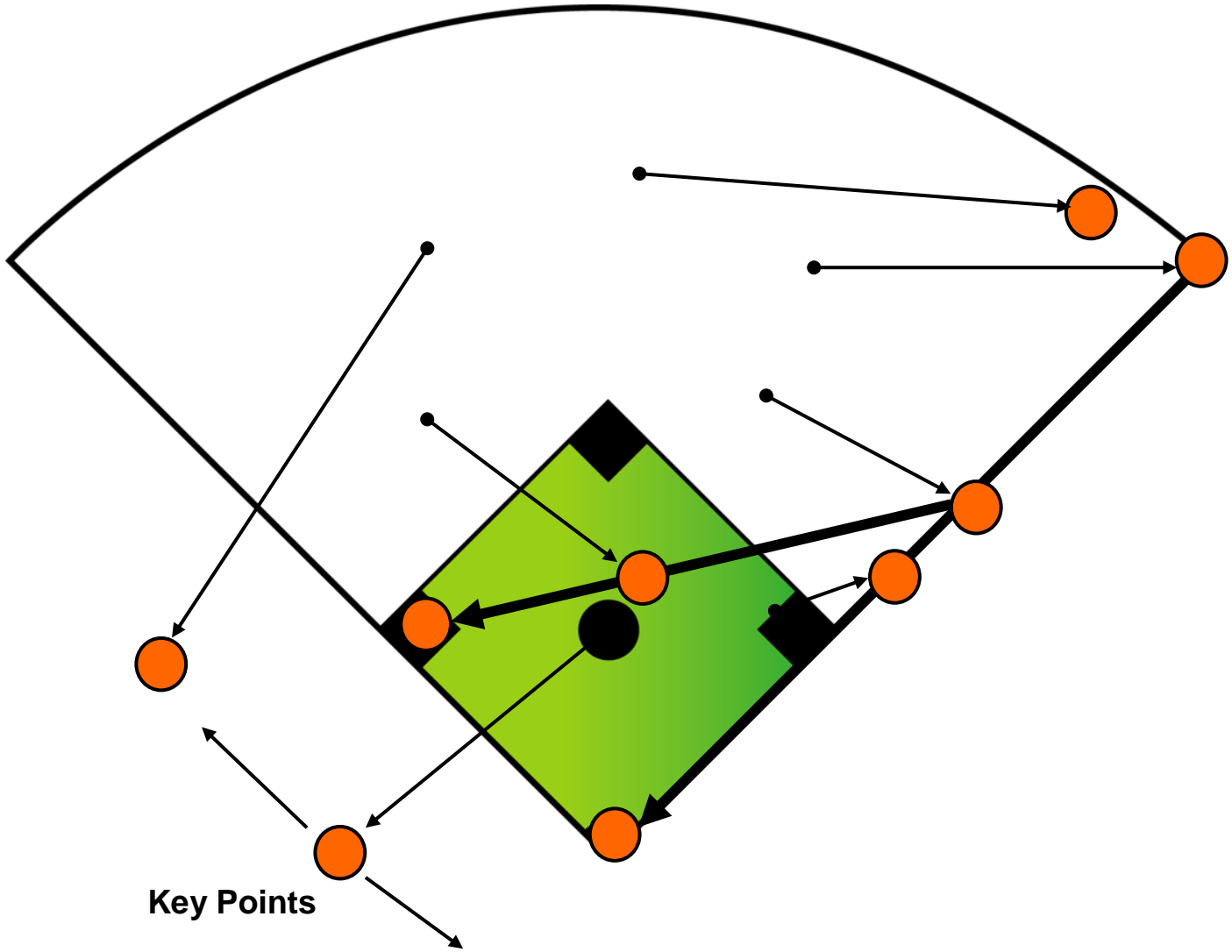
Situation: **Sure Double Right Centre Field. Runner on 1st Base.**



Key Points

- | | |
|------------------------|---|
| Pitcher: | Move into position half way between third and home. Read the play and back up where play develops |
| Catcher: | Cover home plate |
| First Baseman: | See runner touch first base. Move into cutoff position to home plate. |
| Second Baseman: | Move into a relay position to home plate and listen for call from SS |
| Third Baseman: | Cover third base |
| Shortstop: | Hang at second base until ball clears outfielders, if sure double, trail 2B, observing runners' progress and as outfielder throws ball, tell 2B where to throw |
| Left Fielder: | Move into a possible back up position behind third base. |
| CF/RF: | The CF and RF must communicate with each other during the play. The first outfielder to the ball makes the play. The other will back up. Get to the ball quickly. Field it cleanly and give the relay man a firm accurate chest high throw. |

Situation: **Sure Double down right field line. Runner on 1st.**



Key Points

- Pitcher:** Move into position half way between third and home. Read the play and back up where play develops
- Catcher:** Cover home plate
- First Baseman:** Trail 2B, observing runners' progress and as outfielder throws ball, tell 2B where to throw
- Second Baseman:** Move into a relay position to home plate and listen for call from 1Bman. Be prepared to redirect throw to third base if there is no play at home.
- Third Baseman:** Cover third base. Be prepared for the play to be redirected from 2Bman or catcher to third base.
- Shortstop:** Cover second base. Read the play and move into relay position to third base.
- Left Fielder:** Move into possible back up position toward third base.
- Centre Fielder:** Back up right fielder.
- Right Fielder:** Get to ball quickly. Field it cleanly and give relay man a firm accurate chest high throw.